

**“One generation plants the tree and
another gets the shade.”**

~ Chinese Proverb ~



**Spencer County Community Foundation
Priority Needs Assessment 2011**

Priority Needs Assessment Background

- Audience: The survey was distributed in print format by US mail (234) and by e-mail (350) to the Spencer County Community Foundation mailing list, which includes Spencer County organizations and individuals and organizations from other counties that serve Spencer County. The survey was introduced in-person to several small groups, prior to general distribution.
- The survey was distributed and responses were received in April & May 2011.
- A total of 113 surveys (43 print and 70 electronic) were completed and returned to the Indiana Nonprofit Resource Network.
- Resulting information from this survey is intended to be used in with existing data in directing further investigation into, and discussion of, key issues in Spencer County.

Observations:

- Respondents were nearly 2 to 1 female.
- The majority of respondents ranged in age from 40 to 64.
- Of the 24 issues surveyed, over 70% of respondents agreed or strongly agreed that 22 of the issues were important in Spencer County. The only two issues reflecting agreement on importance from less than 70% of respondents was 1) Affordable & accessible transportation and 2) Availability of weekend/evening hours for human services.
- Respondents ranked the four broad areas surveyed in order of importance: (Note: values were assigned to the choices of *most important* [3 pts], *important* [2 pts] and *not as important* [1pt]).
 1. **Education** (266 points)
 2. **Youth** (210 points)
 3. **Health, Wellness, and Recreation** (178 points)
 4. **Senior Citizens** (170 points)
- Respondents chose “don’t know” a significantly higher percentage of the time when asked if they agreed that *an issue was being addressed well* in Spencer County than when asked if they agreed that *an issue was important*.

The issues that 85% or more respondents agreed or strongly agreed were important in Spencer County were:

1. Preparation of young adults to enter the workforce
2. Underage drug and alcohol use (note: 52% of respondents disagree that this issue is being addressed well.)
3. Adult literacy
4. Parents involved in child’s education
5. Increase in high school graduation rates (note: 61% of respondents agree that this issue is being well addressed.)
6. Students are prepared for employment
7. Affordable childcare
8. Safe, constructive youth activities
9. Children with special mental & physical conditions
10. Cost of prescription medicine

Spencer County Population: 20,019

Geography:

Land Area (Square Miles): 398.69 Sq.
Persons per Square Mile: 54.1

**Population of Spencer County Over The
Past 20 Years**

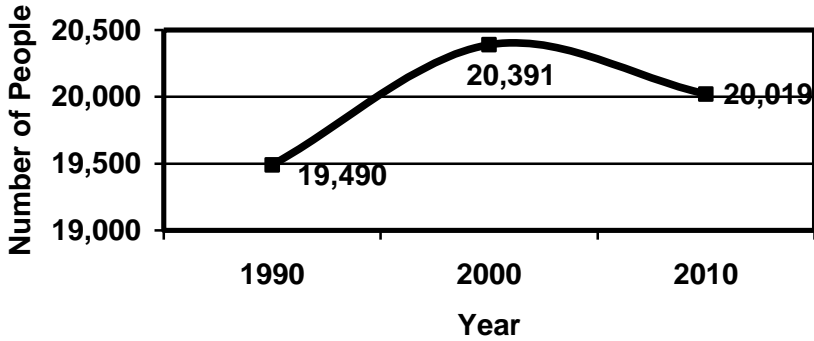


Figure # 1

Above data includes:

Persons under 5 years old:	1,182
Persons under 19 years old:	5,167
Persons 20-64 years:	11,822
Persons 65 or over:	3,031

Racial Percentages

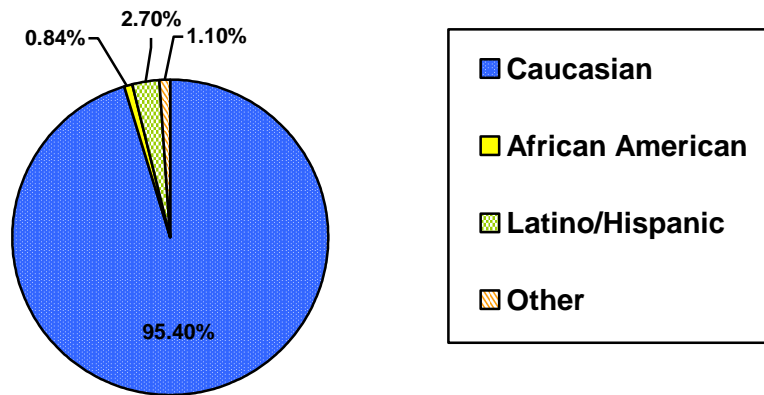


Figure # 2

Data Source: U.S. Census Bureau 2009

<http://www.census.gov/>

Fastest Growing Industries

Amusement and Theme Parks:	604 Jobs
Rolled Steel Shape Manufacturing:	311 Jobs
RV Parks and Campgrounds:	167 Jobs
Other Heavy and Civil Construction:	104 Jobs

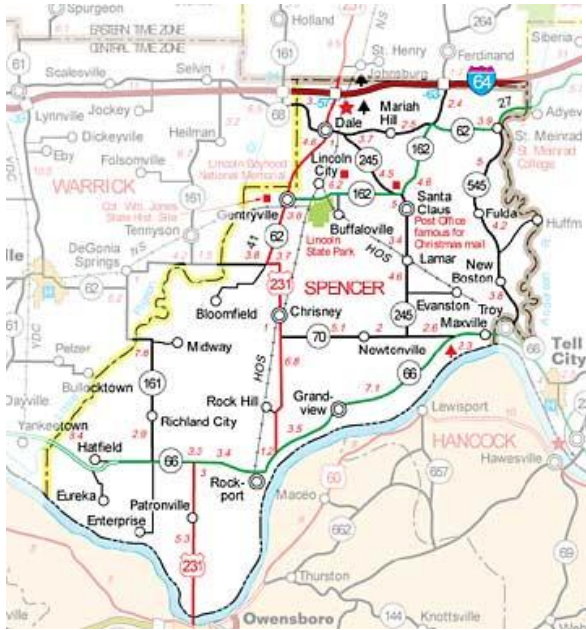


Figure # 3

Data Source: Lincolnland Economic Development Corporation <http://www.lecd.org/>
Southern Indiana Rural Communities Summit

2009 Earnings



Figure # 4

Data Source: Lincolnland Economic Development Corporation 2011 <http://www.lecd.org/>

Income:

Median Household Income:	\$42,451
Per Capita Income:	\$18,000
Mean Retirement Income	\$10,465

Housing:

Housing Units:	9,180
Homeownership Rate:	83.2%
Housing in Multi-Unit Structures:	6.5%

Persons below Poverty:	
Of Total Population:	6.9%
Of Families:	4.8%
Female Householder:	15.8%
Unemployment Rate	4.7%

Households:	7,569
Persons per Household:	2.65

Data Source: U.S. Census Bureau 2009
<http://www.census.gov/>

Towns and Cities:

Rockport: Seat of the government in Spencer County, home to a branch of the Spencer County Public Library
Population: 2,032
Female: 53.3%
Male: 46.7%
Estimated Median Household Income: \$32,106

Grandview: A smaller neighbor of Rockport, various clubs and organizations, home to a branch of the Spencer County Public Library
Population: 696
Female: 50.0%
Male: 50.0%
Estimated Median Household Income: \$41,690

Dale: Center of commerce and community activities
Population: 1,488
Female: 52.4%
Male: 47.6%
Estimated Median Household Income: \$42,723

Santa Claus: First themed town, a center of tourism
Population: 2,303
Female: 51.2%
Male: 48.8%
Estimated Median Household Income: \$71,084

Chrisney: Developed by the railroad, originally named Spring Station
Population: 526
Female: 54.2%
Male: 45.8%
Estimated Median Household Income: \$40,568

Richland: Large rural community, used to be a lively entertainment destination, home to a branch of the Spencer County Public Library
Population: 700

Gentryville: Home of Col. William Jones
Population: 241
Female: 51.9%
Male: 48.1%
Estimated Median Household Income: \$45,163

Bloomfield: Originally named Tippecanoe, the Bloomfield Wesley Chapel is the oldest congregation in Spencer County

Buffaloville: Small town west of Santa Claus

Evanston: Founded when the railroad came through

Eureka: Had the fastest growth of any town in Spencer County

French Island: an ideal spot for boating, swimming, grilling out, and beach fun on the Ohio River

Fulda: Home to St. Boniface Catholic Church, which is listed on the National Register of Historical Places

Hatfield: Another railroad town, home to several businesses and a branch of the Spencer County Public Library

Lamar: Used to be a collection point for produce and a distributing point for rural needs, because of the railroad

Lincoln City: Former home of Thomas Lincoln's family, once an important railroad town, home of Heritage Hills Middle School, and Heritage Hills High School

Mariah Hill: Once home to many small businesses that prided themselves on their handiwork

Midway: The midway point between Troy and Evansville

New Boston: Small town, once home to many businesses

Newtonville: Used to be home to many lodges and mills

Patronville: Small rural town, used to have many churches and schools

Reo: The junction between Rockport, Evansville, and Owensboro. Home of the Holiday Drive-In, South Spencer Middle School, and South Spencer High School

St. Meinrad: Home of the Saint Meinrad Archabbey, Seminary and School of Theology, the Abbey Press, and the Monte Cassino Shrine.
Population: 900

Sources: *CityData.com* <http://www.city-data.com/>
2011 Spencer County Community Guide

Education

Secondary:

Daymar College

Location: Rockport, IN
Website:

<http://www.daymarcollege.edu/college/rockport>

Oakland City University

Location: Rockport, IN
Website:

<http://www.oak.edu/centers/rockport.php>

Private:

St. Bernard Catholic School

Location: Rockport, IN

Website: <http://www.stbernardrockport.org>

Alternative/Adult:

ACE Academy

Location: Dale, IN

Lifetime Education Academy

Location: Rockport, IN

North Spencer County School Corporation

Chrisney Elementary School

Location: Chrisney, IN

Website: <http://www.nspencer.k12.in.us/ces/>

David Turnham Elementary School

Location: Dale, IN

Website: <http://www.nspencer.k12.in.us/dtec/>

Lincoln Trail Elementary School

Location: Lamar, IN,

Website: <http://www.nspencer.k12.in.us/ltes/>

Nancy Hanks Elementary School

Location: Ferdinand, IN

Website: <http://www.nspencer.k12.in.us/nhes/>

Heritage Hills Middle School

Location: Lincoln City, IN

Website:

<http://www.nspencer.k12.in.us/hhms/>

Heritage Hills High School

Location: Lincoln City, IN

Website: <http://www.nspencer.k12.in.us/hhhs/>

South Spencer County School Corporation

Luce Elementary School

Location: Richland, IN

Website:

<http://www.sspencer.k12.in.us/le/le.cfm>

Rockport Elementary School

Location: Rockport, IN

Website:

<http://www.sspencer.k12.in.us/re/re.cfm>

South Spencer Middle School

Location: Reo, IN

Website:

<http://www.sspencer.k12.in.us/ms/ms.cfm>

South Spencer High School

Location: Reo, IN

Website:

<http://www.sspencer.k12.in.us/hs/hs.cfm>

Percent of All Spencer County 10th Graders Passing ISTEP (%)

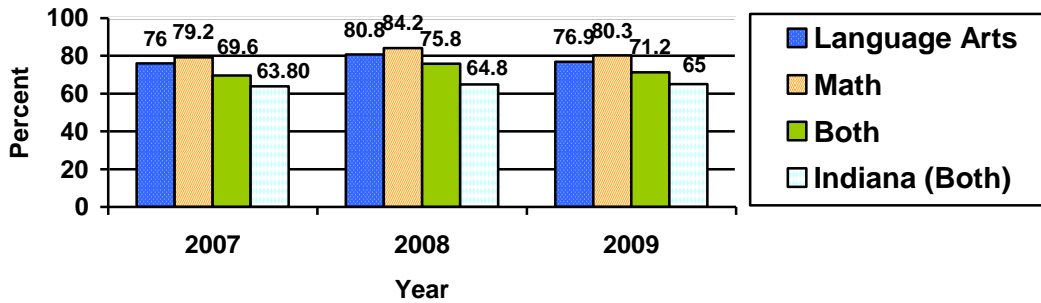


Figure # 5

Data Source: U.S. Census Bureau <http://www.census.gov/>

Percent of # 8th Graders Passing ISTEP (%)

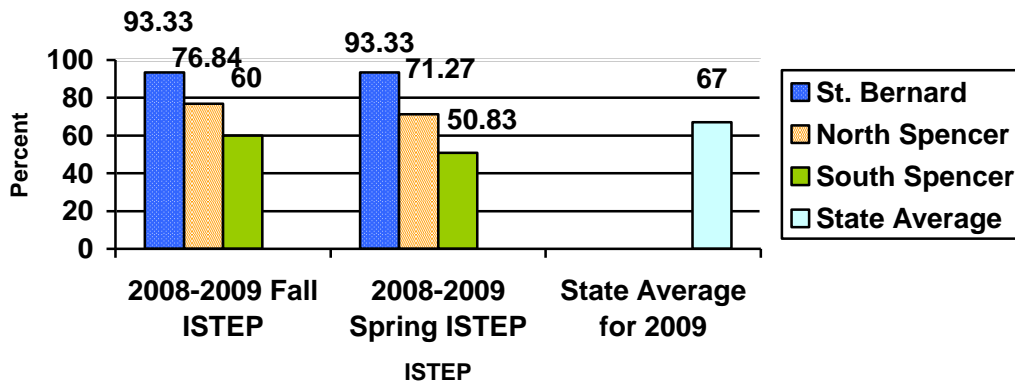


Figure # 6

Data Source: Department of Education <http://www.doe.in.gov/>

Post High School Graduation Intentions of North and South Spencer (%)

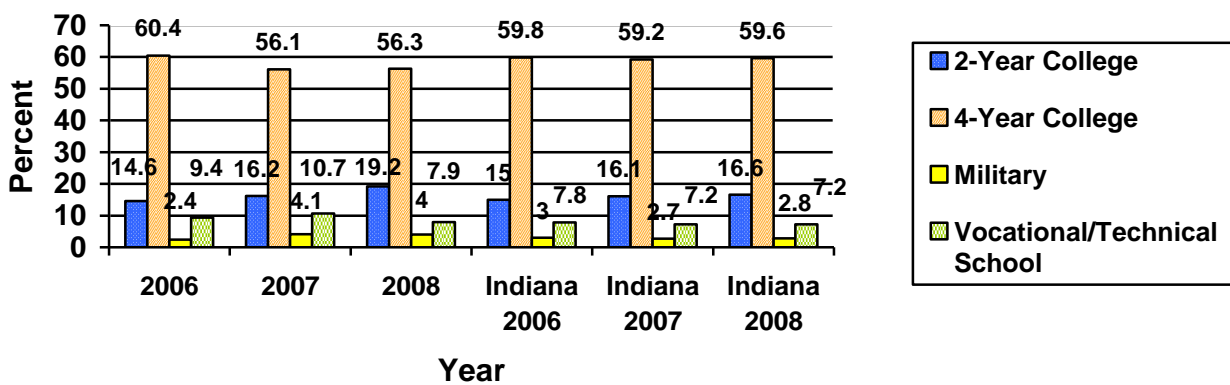


Figure # 7

Data Source: Kids Count Data Center <http://www.datacenter.kidscount.org>

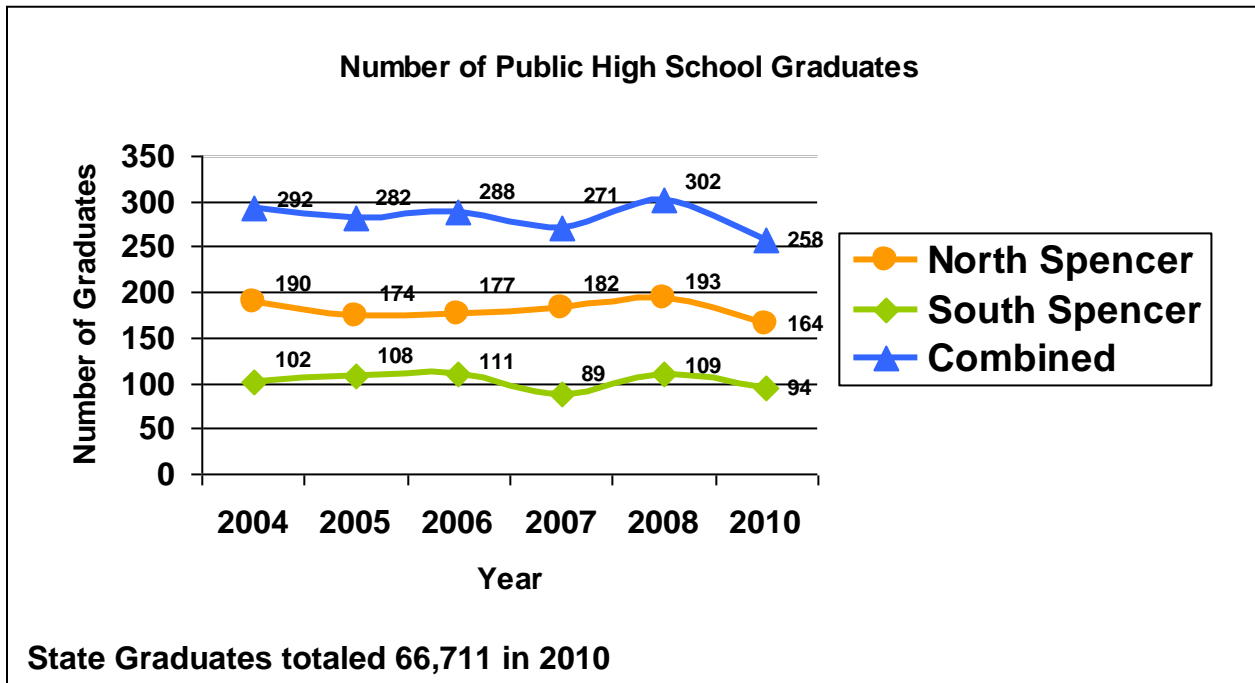


Figure # 8

Data Source: Indiana Department of Education <http://www.doe.in.gov/>

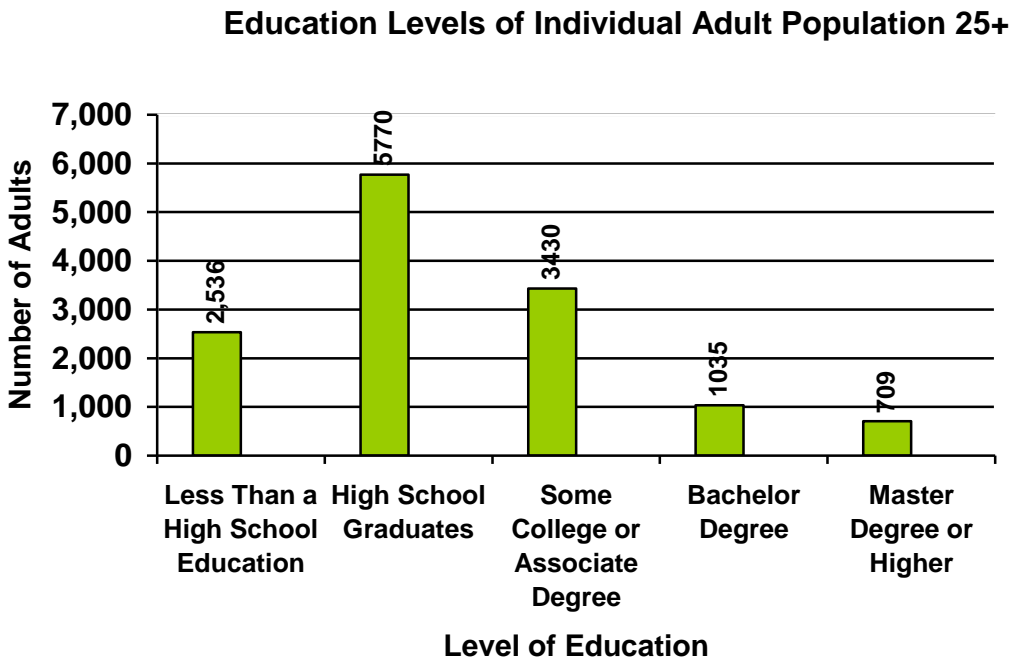


Figure # 9

Data Source: Indiana Department of Education <http://www.doe.in.gov/>

Percent of Students Receiving Free/Reduced Lunch 2009

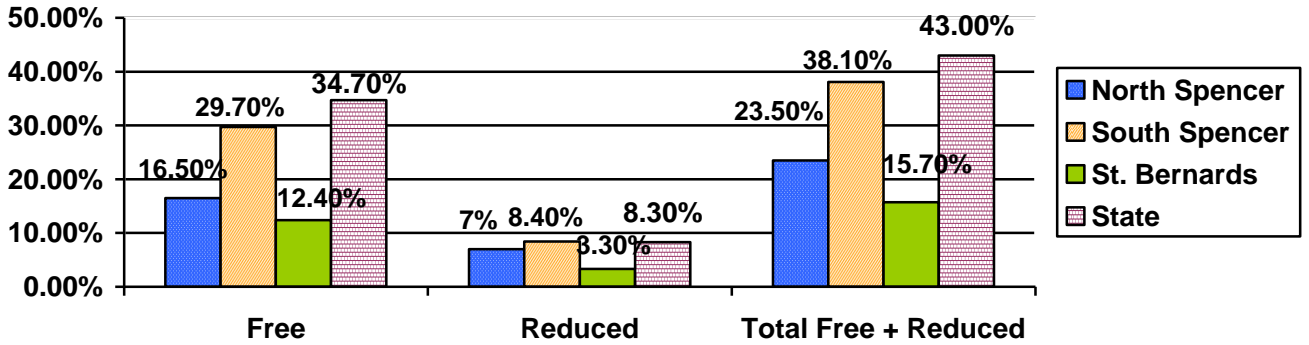
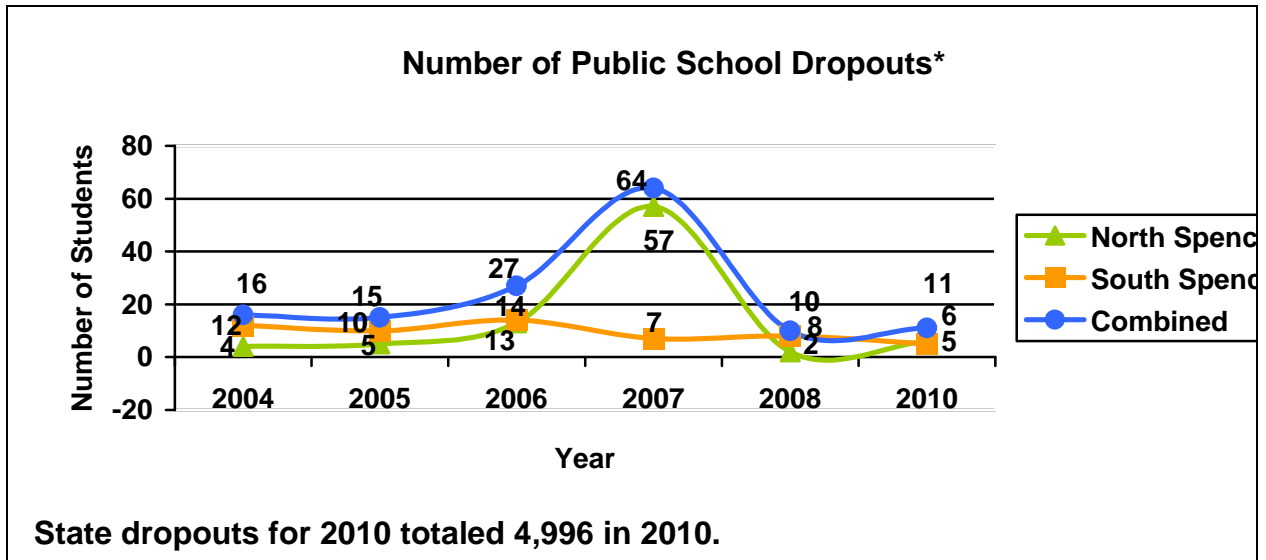


Figure # 10

Data Source: Indiana Department of Education <http://www.doe.in.gov/>



* Includes all students who leave school for reasons other than a lawfully imposed expulsion, including the period of time a student is subject to a lawfully imposed suspension.

Figure # 11

Data Source: Indiana Department of Education <http://www.doe.in.gov/>

Summary of Education Statistics

- 90.1% of respondents agree/strongly agree that parents being involved in their child's education is important. However, 72.9% don't feel the issue is being addressed well in Spencer County.
- 91.1% of respondents agree/strongly agree that an increase in high school graduation rates is important. 62.5% agree that this issue is being addressed well in Spencer County.
- 89.2% of respondents agree/strongly agree that students being prepared for employment is an important issue, but 33.6% disagree that this issue is being addressed well.

Top 3 Issues That Are Not Yet Being Addressed Well

- Students are prepared for employment
- Children prepared to enter kindergarten
- Parents involved in child's education

Community Forum Results

What we do well

- Good school corporations
- Schools are meeting state standards
- After school programs against bullying, youth leadership
- Graduation rates are pretty good. Not just athletics
- All-day kindergarten programs
- Breakfast and lunch programs (free-reduced)
- Some after-school day care
- Headstart
- Currently have adult education RRR-GED
- Daymar expanded, also Oakland City University
- Advanced placement – High school
- GED at the jail
- Economic growth region – use model for education – region II with WorkOne Vincennes University
- Big Brothers Big Sisters – PALs expanding
- National and state parks
- St. Meinrad
- Rockport Pioneer Village Programs
- Public Library classes, i.e. computers
- Book clubs
- YMCA pre-school program
- Public school – South Spencer
- Transportation for public preschool through schools
- Early headstart (infant – toddler – parent) education (in home), pregnant moms
- School systems have strong records, ISTEP 4 star
- Improvement awards for students who improve grades
- Many scholarships for students
- Public library cooperation with local schools
- Well-rounded curriculum in schools
- Service activities in schools
- Remedial services available (tutoring, assistants in classrooms)
- Private tutoring available after school hours
- GED college programs available

- School report cards – online info, state reports
- School corporation websites with information available
- School buildings in good shape
- Class sizes (elementary) good – Aug. 22
- Qualified teachers
- 4 star schools
- Not just status quo, we have higher expectations of students
- Up-to-date teaching procedures
- Know students and families well

Improvements

- Early childhood for non-Headstart
- Continue adult education
- Anti-bullying programs
- Cyber bullying
- Training programs for non-college bound
- Stronger programs in high schools for average/below average students
- Reporting to the general public on education – general report, not statistical, access to students' report cards
- Parent/counselor/teacher communication
- Increase parent/teacher involvement for needy students
- Advertise that we do have colleges in county (Daymar/OCU)
- Better transportation for Headstart in outer areas
- More pre-school programs
- After-school activities for at-risk students
- More adult mentors for Big Brothers/Big Sisters, PALS
- Truancy court, accountability for kids and parents
- Educators – not politicians making decisions
- Make sure school is safe for students and staff
- More mentoring programs
- Repeat reading program with parents and children participating (Evansville/Rockport)
- Gap exists between special needs and higher education
- Post high school support for learning/reading disabled students
- Educating general public, dropout rate, how many go to college, etc. how to get online info (student report cards)
- Get our students to use free-reduced lunch programs
- Always room for improvement
- Funding for libraries etc.

Increase in the high school graduation rates

This issue is important in Spencer County		
Answer Options	Response Percent	Response Count
Strongly Disagree	1.8%	2
Disagree	0.9%	1
Agree	31.3%	35
Strongly Agree	59.8%	67
Don't Know	7.1%	8
answered question		112
skipped question		2

This issue is being addressed well in Spencer County		
Answer Options	Response Percent	Response Count
Strongly Disagree	2.7%	3
Disagree	8.0%	9
Agree	50.9%	57
Strongly Agree	11.6%	13
Don't Know	27.7%	31
answered question		112
skipped question		2

Adult Literacy

This issue is important in Spencer County		
Answer Options	Response Percent	Response Count
Strongly Disagree	0.9%	1
Disagree	1.8%	2
Agree	38.7%	43
Strongly Agree	51.4%	57
Don't Know	7.2%	8
answered question		111
skipped question		3

This issue is being addressed well in Spencer County		
Answer Options	Response Percent	Response Count
Strongly Disagree	0.9%	1
Disagree	16.2%	18
Agree	45.0%	50
Strongly Agree	8.1%	9
Don't Know	29.7%	33
answered question		111
skipped question		3

Students are prepared for employment

This issue is important in Spencer County		
Answer Options	Response Percent	Response Count
Strongly Disagree	1.8%	2
Disagree	4.5%	5
Agree	36.9%	41
Strongly Agree	52.3%	58
Don't Know	4.5%	5
answered question		111
skipped question		3

This issue is being addressed well in Spencer County		
Answer Options	Response Percent	Response Count
Strongly Disagree	4.5%	5
Disagree	29.1%	32
Agree	36.4%	40
Strongly Agree	2.7%	3
Don't Know	27.3%	30

Children prepared to enter Kindergarten

This issue is important in Spencer County		
Answer Options	Response Percent	Response Count
Strongly Disagree	0.9%	1
Disagree	2.7%	3
Agree	38.4%	43
Strongly Agree	45.5%	51
Don't Know	12.5%	14
answered question		112
skipped question		2

This issue is being addressed well in Spencer County		
Answer Options	Response Percent	Response Count
Strongly Disagree	1.8%	2
Disagree	20.7%	23
Agree	36.0%	40
Strongly Agree	6.3%	7
Don't Know	35.1%	39
answered question		111
skipped question		3

Parents involved in child's education

This issue is important in Spencer County		
Answer Options	Response Percent	Response Count
Strongly Disagree	0.9%	1
Disagree	2.7%	3
Agree	30.6%	34
Strongly Agree	59.5%	66
Don't Know	6.3%	7
answered question		111
skipped question		3

This issue is being addressed well in Spencer County		
Answer Options	Response Percent	Response Count
Strongly Disagree	6.3%	7
Disagree	32.4%	36
Agree	23.4%	26
Strongly Agree	3.6%	4
Don't Know	34.2%	38
answered question		111
skipped question		3

Health and Wellness

Average Life Expectancy for Spencer County Residents: Age 76.9

Leading Causes of Death:

Ages 15-24:	Injuries	35%
	Homicide	13%
	Suicide	13%
	Cancer	13%

Ages 25-44:	Injuries	27%
	Cancer	13%
	Heart Disease	19%

Ages 45-64:	Cancer	37%
	Heart Disease	25%

Ages 65+:	Heart Disease	34%
	Cancer	21%

Percent of adults who report fair or poor health: 12.3%

Infectious Diseases:

E.coli: 6 reported cases (4 expected), unfavorable
Salmonella: 20 reported cases (24 expected), favorable
Shigella: 2 reported cases (18 expected), favorable

Vulnerable Populations Include People Who:

- Have no high school diploma (among adults age 25+): 2,619
- Are unemployed: 533
- Are severely work disabled: 407
- Have major depression: 1,375
- Are recent drug users (within past month): 1,395

Data Source: Community Health Status Report

Health Outcomes

	Indiana	Spencer	Dubois	Perry
Poor or fair health	16%	15%	11%	20%
Poor physical health days	3.6	3.4	1.5	5.0
Poor mental health days	3.6	3.0	1.6	4.2
Low birth weight	8.0%	7.6%	6.6%	8.8%

Health Factors

Health Behaviors	Indiana	Spencer	Dubois	Perry
Adult smoking	25%	25%	20%	26%
Adult obesity	30%	29%	29%	31%
Excessive drinking	16%	14%	24%	21%
Motor vehicle crash death rate (per 100,000 population)	16	20	17	24
Teen birth rate (per 1,000 females ages 15-19)	45	34	33	51

Healthcare Providers (Other Than Physicians)

Professional Care Rehabilitation Center

Location: Dale, IN

Miller's Merry Manor

Location: Rockport, IN

Website: <http://www.millersmerrymanor.com/rockport-nursing>

Southern Hills Counseling Center

Location: Rockport, IN

Website: <http://www.southernhills.org/index.html>

Advanced Rehabilitation, Inc.

Location: Santa Claus, IN

Website: <http://www.arirehab.com/>

County Parks:

Dale Park

Location: Dale, IN

Yellig Park

Location: Santa Claus, IN

Holly Park

Location: Santa Claus, IN

St. Meinrad Park

Location: St. Meinrad, IN

Grandview City Park

Location: Grandview, IN

Rockport City Park

Location: Rockport, IN

Evanston Ball Park

Location: Evanston, IN

Fulda Ball Park

Location: Fulda, IN

Mariah Hill Park

Location: Mariah Hill, IN

Lincoln State Park

Location: Lincoln City, IN

Memorial Forest Park

Location: Fulda, IN

Summary of Health Statistics

- 78.1% of respondents agree/strongly agree that child and adult obesity is an important issue. 50.4% disagree that this issue is being addressed well.
- 89% of respondents agree/strongly agree that children with special mental and physical conditions is an important issue. 39.9% agree that this issue is being addressed well.
- 81.7% of respondents agree/strongly agree that affordable and available care for mental health issues is important. 37.9% disagree that this issue is being addressed well.

Top 3 Issues Not Yet Being Addressed Well

- Child and Adult Obesity
- Affordable and Available Care for Mental Health Issues
- Cost of Prescription Medicine

Community Forum Results

What we do well

- Special Olympics
- Southern Hills (mental health)
- Dr. Posner
- Way Program – men
- CSA – Family Roots
- Ambulance System
- Doctors in the North and South
- Physical therapy, dentists, eye care, chiropractor
- Regional Hospitals close by
- 4-H program
- Churches uniting and offering wellness
- Luce: Wellness fair
- Accessing nursing homes
- Hospice (great comments)
- Schools: free breakfast
- St. Mary's Free Mammogram
- Community Table – Dale
- South Spencer – Schools Creating Wellness Policies
- Dale – Wonderful fitness program
- South Spencer Middle School – open gym (from Welborn grant)
- Trinity: open community room – walk
- South Spencer Aqua Pool
- Santa Claus Community
- Upward Basketball & Soccer
- Gym in Lamar
- Holiday World & Splashin' Safari
- Lincoln Parks w/ walking trails and benches
- Santa Claus – Santa's Stables

- 5K runs in county
- Shots
- Health fair
- Parks, golf courses, Holiday World, Lincoln Parks, festivals and fairs
- Summer sports

Improvements

- Dental health for former drug users
- Way program for women
- Walking/biking paths throughout county
- Community garden
- Farmer's market
- Primary care doctors – not always taking new patients
- Urgent care
- Often time change affects access to doctors
- Afterschool for youth (Dale)
- Skate Park
- Health Department – more access in North
- Local crisis agency
- Community Center for weddings, proms, climbing program, walking trails, basketball
- Swim lessons – advertising
- Public pool in North
- Bring in entertainment for youth
- Adult day care

Improvements Continued:

- Better knowledge or services available
- Funding for parents for afterschool programs
- Wellness/nutrition program for kids
- Summer program for School Kids Lunch Program
- Free physicals for children, not just athletes
- Summer programs for kids – money not an issue
- Ambulance in central part of county
- South Spencer Middle School gym – utilized
- Keeping up with special needs – often travel to Indy or Louisville
- High need speech – all
- Serving Alzheimer's
- Home health – need listing
- Advertising hospice services
- Dental care – lower income for kids. Is information readily available?
- Adult dental care – senior financing
- Updating resource book – FND has data
- Advertising mental health access
- Churches – better at providing food needs
- Round the clock Emergency/Urgent care
- Shots
- Health fair
- Parks, golf courses, Holiday World, Lincoln Parks, festivals and fairs
- Summer sports
- Vaccinations
- More people at health fairs
- Get people to attend fairs and festivals
- Walking/biking trails

Affordable dental care to low-to-moderate income individuals

This issue is important in Spencer County		
Answer Options	Response Percent	Response Count
Strongly Disagree	2.7%	3
Disagree	6.3%	7
Agree	42.3%	47
Strongly Agree	33.3%	37
Don't Know	15.3%	17
answered question		111
skipped question		3

This issue is being addressed well in Spencer County		
Answer Options	Response Percent	Response Count
Strongly Disagree	8.2%	9
Disagree	21.8%	24
Agree	18.2%	20
Strongly Agree	0.0%	0
Don't Know	51.8%	57
answered question		110
skipped question		4

Affordable & available care for mental health issues

This issue is important in Spencer County		
Answer Options	Response Percent	Response Count
Strongly Disagree	0.9%	1
Disagree	6.4%	7
Agree	45.9%	50
Strongly Agree	35.8%	39
Don't Know	11.0%	12
answered question		109
skipped question		5

This issue is being addressed well in Spencer County		
Answer Options	Response Percent	Response Count
Strongly Disagree	8.3%	9
Disagree	29.6%	32
Agree	25.0%	27
Strongly Agree	0.0%	0
Don't Know	37.0%	40
answered question		108
skipped question		6

Children with special mental & physical conditions

This issue is important in Spencer County		
Answer Options	Response Percent	Response Count
Strongly Disagree	1.8%	2
Disagree	3.7%	4
Agree	51.4%	56
Strongly Agree	37.6%	41
Don't Know	8.3%	9
answered question		109
skipped question		5

This issue is being addressed well in Spencer County		
Answer Options	Response Percent	Response Count
Strongly Disagree	4.5%	5
Disagree	12.7%	14
Agree	32.7%	36
Strongly Agree	7.2%	8
Don't Know	42.7%	47
answered question		110
skipped question		4

Child and Adult Obesity

This issue is important in Spencer County		
Answer Options	Response Percent	Response Count
Strongly Disagree	0.9%	1
Disagree	10.0%	11
Agree	33.6%	37
Strongly Agree	44.5%	49
Don't Know	10.9%	12
answered question		110
skipped question		4

This issue is being addressed well in Spencer County		
Answer Options	Response Percent	Response Count
Strongly Disagree	11.0%	12
Disagree	39.4%	43
Agree	10.1%	11
Strongly Agree	0.0%	0
Don't Know	38.5%	42
answered question		109
skipped question		5

Cost of prescription medicine

This issue is important in Spencer County		
Answer Options	Response Percent	Response Count
Strongly Disagree	1.8%	2
Disagree	2.7%	3
Agree	43.6%	48
Strongly Agree	41.8%	46
Don't Know	10.0%	11
answered question		110
skipped question		4

This issue is being addressed well in Spencer County		
Answer Options	Response Percent	Response Count
Strongly Disagree	6.5%	7
Disagree	24.1%	26
Agree	25.9%	28
Strongly Agree	1.9%	2
Don't Know	13.8%	15
answered question		108
skipped question		6

Agencies Providing Services to Youth

Crisis Connection

<http://www.crisisconnectioninc.org>

Domestic Violence/Sexual Assault Victim Assistance Program

Tri County YMCA

<http://www.tricountyymca.org/>

Provide people of all ages with year-round aquatic, fitness and other quality programs that promote healthy spirit, mind and body

Youth Leadership Spencer County

<http://www.psci.net/lsc/Youth.htm>

YLSC will help develop your leadership skills and expand your knowledge of Spencer County

4-H Youth Development Program

<http://www.ag.purdue.edu/counties/spencer/Pages/4-HYouthDevelopment.aspx>

Learn about leadership and various sciences

Church Youth Groups

Check with a local church for more information about youth groups, and how you can get involved

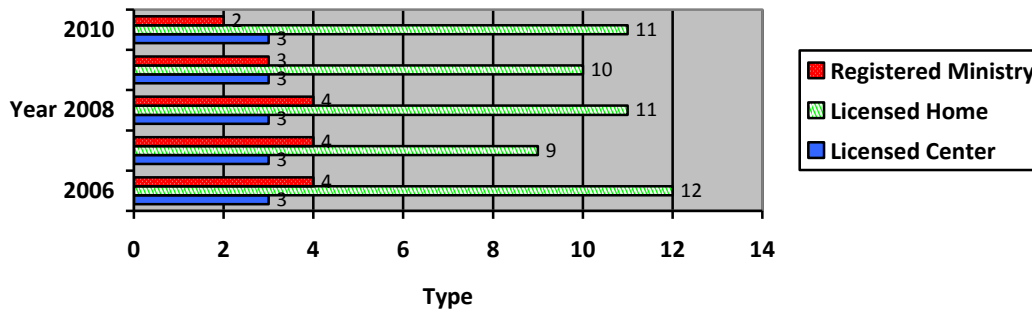
Child Population Under 18 by Race and Ethnicity (number)					
Race	2005	2006	2007	2008	2009
White	4,684	4,544	4,469	4,325	4,417
Black	67	68	71	73	82
American Indian	6	6	6	5	5
Asian	16	15	15	12	13
Hispanic (of any race)	141	150	160	161	222
Total	4,914	4,783	4,721	4,576	4,739

*Definitions: Total estimated number of children by race and ethnicity, ages 0-17
White, Black, American Indian, and Asian children are those classified as Non-Hispanic.
Children in the Hispanic category are of any race.*

Child Population Under 18 by Age Group (number)					
Age group	2005	2006	2007	2008	2009
0-4	1,210	1,174	1,203	1,162	1,199
5-9	1,326	1,282	1,259	1,171	1,235
10-14	1,520	1,482	1,473	1,344	1,371
15-17	950	933	961	899	934
Total Under 18	5,006	4,871	4,896	4,576	4,739

Data Source: Indiana Youth Institute 2011

Child Care Facilities by Type



Definitions: Number of child care facilities by type: Licensed Child Care Center, Licensed Child Care Home, and Registered Child Care Ministry as of June of the listed State Fiscal Year (SFY).

Slots Available for Children in Licensed Child Care (number)				
2006	2007	2008	2009	2010
253	221	263	251	279

Children Receiving Child Care Vouchers (number)				
2006	2007	2008	2009	2010
138	132	133	111	100

Definitions: The capacity of Licensed Child Care Centers and Homes by location. This total does not include Registered Ministries.

Definitions: The number of children whose child care arrangements were supported through Indiana's CCDF Child Care Voucher Program.

Children Served by First Steps (number)				
2006	2007	2008	2009	2010
36	44	52	43	52

Early Head Start and Head Start Funded Enrollment Slots (number)					
	2006	2007	2008	2009	2010
Early Head Start	35	0	0	0	18
Head Start	729	72	68	68	83

Definitions: The number of children from birth to age 3 with disabilities, developmental delays, or at significant risk for disabilities or delays served by the First Steps Early Intervention Program.

Definitions: Number of funded enrollment slots for the Early Head Start or Head Start Program.

Monthly Average of Families Receiving TANF (Number)				
2006	2007	2008	2009	2010
78	96	108	95	72

Monthly Average Number of Persons Issued Food Stamps (number)				
2006	2007	2008	2009	2010
1,229	1,339	1,406	1,512	1,672

Definitions: The average number of families (referred to as "cases") per month receiving Temporary Assistance for Needy Families (TANF) during the State Fiscal Year.

Definitions: The average number of individuals per month issued SNAP (food stamps) for the noted State Fiscal Year.

Women, Infants, and Children (WIC) Participants (number)				
2006	2007	2008	2009	2010
672	668	673	685	662

Children in Poverty, Age 0-17 (percent)				
2005	2006	2007	2008	2009
10.9%	11.7%	11.9%	13.1%	13.9%

Definitions: The number of women, infants, and children receiving nutrition, education and dietary supplements through the Women, Infants, and Children (WIC) Program.

Definitions: The percentage of children younger than age 18 living in households with incomes below the federal poverty thresholds as reported by the Small Area Income and Poverty Estimates. The federal poverty threshold is calculated annually and differs according to the size and composition of the household. Data reported for each year reflect income in the previous year.

Teen Birth Rate per 1,000 Females Age 15-17 (Rate per 1,000)				
2003	2004	2005	2006	2007
10.9	13.2	17.9	13.8	14.8

Definitions: The birth rate for mothers age 15-17 per 1,000 females in this age group.

Child Abuse and Neglect Rate per 1,000 Children Under Age 18 (Rate per 1,000)				
2005	2006	2007	2008	2009
8.6	10.7	10.1	12.2	14.2

Definitions: The rate of substantiated cases of child abuse and neglect per 1,000 children younger than age 18.

Child Neglect Cases Substantiated by CPS (number)				
2005	2006	2007	2008	2009
25	39	22	29	46

Definitions: The number of cases that following investigation by Child Protection Services were determined to be substantiated child neglect.

Juveniles Committed to the Department of Correction (number)					
Gender	2006	2007	2008	2009	2010
Female	0	0	0	0	2
Male	0	0	0	0	2
Total	0	0	0	0	4

Definitions: The number of children younger than age 18 committed to the Indiana Department of Correction. Total number is male and female numbers aggregated. Committed to the Indiana Department of Correction represents only those kids who are housed in state facilities.

Youth Statistics Summary

- 89.6% of respondents agree/strongly agree that school violence is an important issue. 47.6% agree that this issue is being addressed well.
- 87.3% of respondents agree/strongly agree that safe, constructive youth activities are important. 42.7% disagree that this issue is being addressed well.
- 90% of respondents agree/strongly agree that underage drug and alcohol use is important. 52.7% disagree that this issue is being addressed well.

Top 3 Issues Not Yet Being Addressed Well

- Underage Drug and Alcohol Use
- Safe, Constructive Youth Activities
- Child Neglect and Abuse

Community Forum Results

What we do well

- Basic needs for children – food, clothing, addressed by local churches
- Employment (Holiday World provides buses)
- Educational needs
- Recreational opportunities – Jr. Ranger Program, self-guided walking trails
- Library programs
- Youth Leadership Spencer County
- Historical areas for kids to visit
- Strong schools
- Full-day kindergarten
- 4-H programs/Extension office
- Scouts
- DARE
- Youth summer athletics
- Optimist Club
- Special Olympics
- Key Club/Kiwanis
- Travel opportunities for youth
- YMCA
- Dual credit in high schools
- Community and school mentoring programs – the ones that exist are doing well
- Rockport – Snow days for elementary kids at Trinity
- Youth education at ACE
- Upward program
- Junior Achievement leads to more opportunities
- Backpack programs
- Kids in Need fund
- Community Action Center
- Christian Resource Center – baby shop

Improvements

- Funding for youth programs
- Places to hang out – skate park
- Facilities in South Spencer
- Junior Achievement to more grade levels
- Let youth know what's available
- Academic summer programs
- Art/theater opportunities
- YMCA – location
- Churches involved in school (donating food, supplies, etc.)
- Adults listening vs. telling
- After-school activities - more
- After-school activities - expensive, businesses donating are stretched for funds
- Mentoring for troubled youth starting at a young age
- Summer meals
- More awareness for existing programs
- Educate parents/involvement
- Informing of youth activities
- Motivating parents

School Violence

This issue is important in Spencer County		
Answer Options	Response Percent	Response Count
Strongly Disagree	1.0%	1
Disagree	4.8%	5
Agree	42.9%	45
Strongly Agree	46.7%	49
Don't Know	4.8%	5
answered question		105
skipped question		9

This issue is being addressed well in Spencer County		
Answer Options	Response Percent	Response Count
Strongly Disagree	1.0%	1
Disagree	16.2%	17
Agree	43.8%	46
Strongly Agree	3.8%	4
Don't Know	35.2%	37
answered question		105
skipped question		9

Affordable childcare

This issue is important in Spencer County		
Answer Options	Response Percent	Response Count
Strongly Disagree	1.9%	2
Disagree	1.9%	2
Agree	45.4%	49
Strongly Agree	44.4%	48
Don't Know	6.5%	7
answered question		108
skipped question		6

This issue is being addressed well in Spencer County		
Answer Options	Response Percent	Response Count
Strongly Disagree	7.4%	8
Disagree	19.4%	21
Agree	34.2%	37
Strongly Agree	2.8%	3
Don't Know	46.3%	50
answered question		108
skipped question		5

Child neglect and abuse

This issue is important in Spencer County		
Answer Options	Response Percent	Response Count
Strongly Disagree	0.9%	1
Disagree	2.8%	3
Agree	33.0%	36
Strongly Agree	57.8%	63
Don't Know	5.5%	6
answered question		109
skipped question		5

This issue is being addressed well in Spencer County		
Answer Options	Response Percent	Response Count
Strongly Disagree	6.4%	7
Disagree	32.1%	35
Agree	21.1%	23
Strongly Agree	1.8%	2
Don't Know	38.5%	42
answered question		109
skipped question		5

Preparation of young adults to enter the workforce

This issue is important in Spencer County		
Answer Options	Response Percent	Response Count
Strongly Disagree	1.8%	2
Disagree	2.8%	3
Agree	33.9%	37
Strongly Agree	57.8%	63
Don't Know	3.7%	4
answered question		109
skipped question		5

This issue is being addressed well in Spencer County		
Answer Options	Response Percent	Response Count
Strongly Disagree	4.6%	5
Disagree	30.3%	33
Agree	29.4%	32
Strongly Agree	2.8%	3
Don't Know	33.0%	36
answered question		109
skipped question		5

Safe, constructive youth activities

This issue is important in Spencer County		
Answer Options	Response Percent	Response Count
Strongly Disagree	0.9%	1
Disagree	5.5%	6
Agree	40.9%	45
Strongly Agree	46.4%	51
Don't Know	6.4%	7
answered question		110
skipped question		4

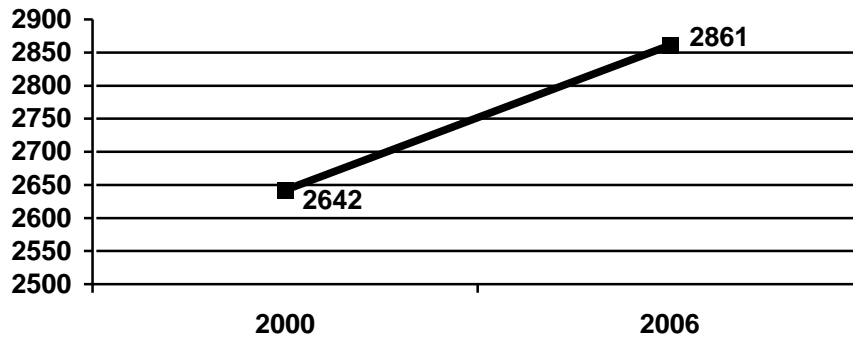
This issue is being addressed well in Spencer County		
Answer Options	Response Percent	Response Count
Strongly Disagree	8.2%	9
Disagree	34.5%	38
Agree	26.4%	29
Strongly Agree	3.6%	4
Don't Know	27.3%	30
answered question		110
skipped question		4

Underage drug and alcohol use

This issue is important in Spencer County		
Answer Options	Response Percent	Response Count
Strongly Disagree	2.7%	3
Disagree	0.9%	1
Agree	26.4%	29
Strongly Agree	63.6%	70
Don't Know	6.4%	7
answered question		110
skipped question		4

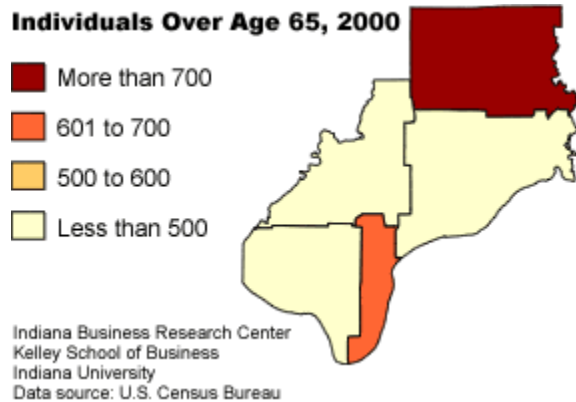
This issue is being addressed well in Spencer County		
Answer Options	Response Percent	Response Count
Strongly Disagree	14.5%	16
Disagree	38.2%	42
Agree	14.5%	16
Strongly Agree	0.9%	1
Don't Know	31.8%	35
answered question		110
skipped question		4

Population of Ages 65+

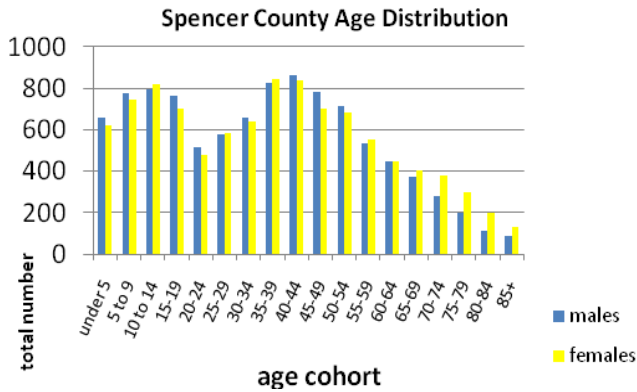


% of 65 and over in 2006:	13.89%
% Growth (65+) 2000-2006:	8.3%
Population over 85 in 2006:	339
Population est. 55-64 in 2006:	2015
Spanish Speakers 65+:	3

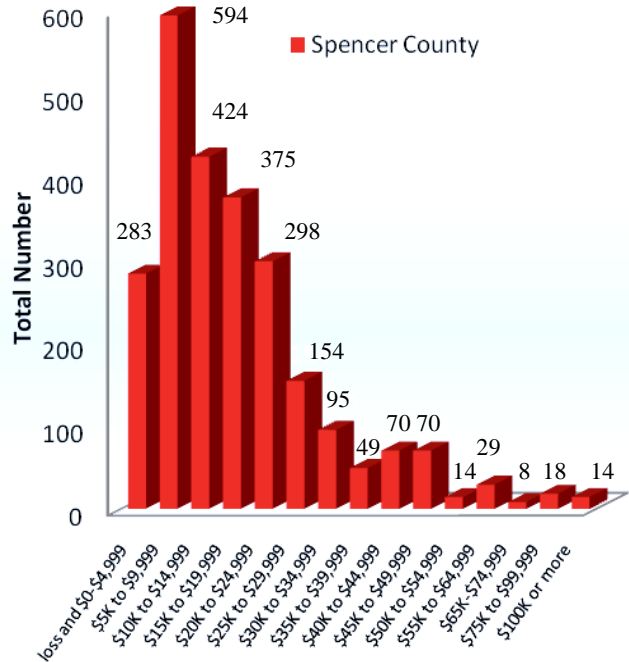
In Spencer County the total population increased slightly during the period from 2000 to 2006, but the population age 65 years and older increased rapidly, proportionally almost eight times as fast.



Data source: Indiana Census Bureau <http://www.census.gov/>



Income Distribution among the Population Ages 65 Years and Older



The proportion of females to males generally increases in older cohorts

Income

- % of ages 65+ living below poverty level: 7.8
- % of total population below poverty level: 6.9
- Ages 65+ living below 150% of poverty: 21.54
- Labor force participation rate for ages 65+: 13.31
- Unemployment rate (%) among labor force participants ages 65+: 10

The percentage of seniors that lives below the poverty level in Spencer County is larger than the percentage of the total population of the county and just slightly larger than the percentage of seniors across Indiana (7.7%) that lives below the poverty level. The labor-force participation rate among seniors in Spencer County is slightly lower than among seniors across Indiana (13.93%), and the unemployment rate among those participants is much higher than among seniors across the state (3.45%).

Data source: U.S. Census Bureau <http://www.census.gov/>

Senior Housing

Households with 1 or more 65+	1840
Number of 65+ householders	1715
% of 65+ householders who own (v. rent)	81.11
% of 65+ householders living in housing built before 1960	51.9
% of 65+ householders who moved in before 1970	41.98
Number of 65+ females living alone	592
Number of 65+ males living alone	163
% of householders living alone	44.02
% of 65+ householders who pay >35% of income for housing	22.39

Grandparents as Caregivers for Grandchildren 18 Years Old and Younger

Aged 65+ who live with one or more own grandchildren	30	1.22%
Aged 65+ having primary responsibility for grandchildren	0	*0%
Aged 65+ live with, but not responsible for grandchildren	30	*100%
Aged 55-64 who live with one or more own grandchildren	70	3.52% of sample
Aged 55-64 having primary responsibility for grandchildren	40	*57.14%
Aged 55-64 live with, but not responsible for grandchildren	30	*42.86%

*Percent of total of those who live with one or more of their own grandchildren. Sample size for 65+ = 1830; sample size for ages 55-64 = 1410.

Disabilities among Non-institutionalized Population Aged 60+

Sensory: 250

Physical: 710

Learning/remembering/concentrating: 185

Self-care disability: 180

Go-outside-home disability: 465

Employment disability: 35

Percent of ages 65+ with any disability: 40.8

*categories are not mutually exclusive

Senior Citizen Statistics Summary

- 83.5% of respondents agree that transportation for the elderly is important. 44.9% agree that this issue is being addressed well.
- 82.7% of respondents agree that housing for low-income elderly is important. 40% agree that this issue is being addressed well.
- 77.7% of respondents agree that affordable in-home care for the elderly is important, and 55.6% indicated that they have no knowledge of how this issue is being addressed.

Top 3 Issues Not Yet Being Addressed Well

- Elder Abuse and Neglect
- Transportation for the Elderly
- Affordable In-Home Care for the Elderly

Community Forum Results

What we do well

- Spencer County Council on Aging – Meals, transportation (for medical purposes) and activities (trips out of town)
- SWICA – Meals on Wheels
- Transportation – Ride Solution Public, Link-N-Go Medicaid
- Housing – all cities in the county
- Nursing Homes – Core, Professional Care, Miller’s Merry Manor
- Spencer County Council on Aging, does house cleaning
- Library delivery
- Housing
- Hospice care

Improvements

- Senior activities (such as tours) are limited in the North and South
- Senior networking
- SWICA – improve nutrition in meals
- Communication of services to elderly – share information per area
- Transportation to Medicaid/Medicare – education, information
- Manage care of your elderly parents (sitter in home/adult daycare)
- Home health – availability? VNA?
- Coordinate volunteer opportunities (Senior Workforce 1)
- Electronic connectivity (Facebook, computer training)
- Churches to raise involvement to provide care
- Why aren’t the elderly utilizing the resource center/community action center
- Elderly fitness
- Housing
- Informed of available resources
- What are their needs?
- Social visits
- Healthcare
- Keeping seniors active
- Transportation

Elder abuse and neglect

This issue is important in Spencer County		
Answer Options	Response Percent	Response Count
Strongly Disagree	2.7%	3
Disagree	5.5%	6
Agree	40.9%	45
Strongly Agree	30.9%	34
Don't Know	20.0%	22
answered question		110
skipped question		4

This issue is being addressed well in Spencer County		
Answer Options	Response Percent	Response Count
Strongly Disagree	3.6%	4
Disagree	19.1%	21
Agree	15.5%	17
Strongly Agree	1.8%	2
Don't Know	60.0%	66
answered question		110
skipped question		4

Transportation for the elderly

This issue is important in Spencer County		
Answer Options	Response Percent	Response Count
Strongly Disagree	0.9%	1
Disagree	1.8%	2
Agree	47.7%	52
Strongly Agree	35.8%	39
Don't Know	13.8%	15
answered question		109
skipped question		5

This issue is being addressed well in Spencer County		
Answer Options	Response Percent	Response Count
Strongly Disagree	6.4%	7
Disagree	19.3%	21
Agree	38.5%	42
Strongly Agree	6.4%	7
Don't Know	29.4%	32
answered question		109
skipped question		5

Housing for low income elderly

This issue is important in Spencer County		
Answer Options	Response Percent	Response Count
Strongly Disagree	0.9%	1
Disagree	3.6%	4
Agree	48.2%	53
Strongly Agree	34.5%	38
Don't Know	12.7%	14
answered question		110
skipped question		4

This issue is being addressed well in Spencer County		
Answer Options	Response Percent	Response Count
Strongly Disagree	3.6%	4
Disagree	11.8%	13
Agree	36.4%	40
Strongly Agree	3.6%	4
Don't Know	44.5%	49
answered question		110
skipped question		4

Affordable in-home care for the elderly

This issue is important in Spencer County		
Answer Options	Response Percent	Response Count
Strongly Disagree	0.9%	1
Disagree	3.7%	4
Agree	44.4%	48
Strongly Agree	33.3%	36
Don't Know	17.6%	19
answered question		108
skipped question		6

This issue is being addressed well in Spencer County		
Answer Options	Response Percent	Response Count
Strongly Disagree	3.7%	4
Disagree	16.7%	18
Agree	23.1%	25
Strongly Agree	0.9%	1
Don't Know	55.6%	60
answered question		108
skipped question		6

Other

Affordable & accessible public transportation

This issue is important in Spencer County		
Answer Options	Response Percent	Response Count
Strongly Disagree	3.6%	4
Disagree	14.5%	16
Agree	36.4%	40
Strongly Agree	29.1%	32
Don't Know	16.4%	18
answered question		110
skipped question		4

This issue is being addressed well in Spencer County		
Answer Options	Response Percent	Response Count
Strongly Disagree	15.5%	17
Disagree	31.8%	35
Agree	12.7%	14
Strongly Agree	3.6%	4
Don't Know	36.4%	40
answered question		110
skipped question		4

Preparation & support of parenthood

This issue is important in Spencer County		
Answer Options	Response Percent	Response Count
Strongly Disagree	1.8%	2
Disagree	2.7%	3
Agree	44.5%	49
Strongly Agree	38.2%	42
Don't Know	12.7%	14
answered question		110
skipped question		4

This issue is being addressed well in Spencer County		
Answer Options	Response Percent	Response Count
Strongly Disagree	4.5%	5
Disagree	24.5%	27
Agree	19.1%	21
Strongly Agree	0.0%	0
Don't Know	51.8%	57
answered question		110
skipped question		4

Transitioning of ex-offenders into community & family

This issue is important in Spencer County		
Answer Options	Response Percent	Response Count
Strongly Disagree	3.6%	4
Disagree	7.3%	8
Agree	40.9%	45
Strongly Agree	33.6%	37
Don't Know	14.5%	16
answered question		110
skipped question		4

This issue is being addressed well in Spencer County		
Answer Options	Response Percent	Response Count
Strongly Disagree	6.5%	7
Disagree	15.7%	17
Agree	27.8%	30
Strongly Agree	11.1%	12
Don't Know	38.9%	42
answered question		108
skipped question		6

Availability of weekend/evening hours for human services

This issue is important in Spencer County		
Answer Options	Response Percent	Response Count
Strongly Disagree	0.9%	1
Disagree	7.3%	8
Agree	43.6%	48
Strongly Agree	21.8%	24
Don't Know	26.4%	29
answered question		110
skipped question		4

This issue is being addressed well in Spencer County		
Answer Options	Response Percent	Response Count
Strongly Disagree	5.5%	6
Disagree	29.4%	32
Agree	10.1%	11
Strongly Agree	0.0%	0
Don't Know	55.0%	60
answered question		109
skipped question		5

Additional Comments from the Community Forum

Additional Thoughts and Issues

- Youth, Senior Citizens, Health/Wellness/Recreation/Education
- Percentage of seniors in Spencer County
- Education: Annual report like community foundation
- Underserved area?
- County unity
- Multiple locations for activities – some are for whole county

Summary Thoughts

- **Seniors** - Need communication on what is available
- **Youth** - More activities available than first thought
- **Health** - Communication – don't know – youth and aging came up
- **Education** - Not sure – find information (resource guide), good programs exist, more than we thought

What went well at the forum:

- Opportunity for unity
- Table set up
- On schedule
- Refreshments
- Space was good
- Good representation
- Participation
- No argument
- Facilitation
- Hearing

What could be done better:

- Cheesy prizes
- Demographics of issues being addressed
- Longer time in groups

Survey Respondent Comments:

- Home based services. I would like to see more drug prevention for teens. More positive recreational things for teens. Somewhere they can go in southern Spencer County to have fun. Low cost.
- Centralized electronic media to disseminate information.
- I am not a resident but feel education on drugs and alcohol at an early age is very important. I also feel we need more occupational education in our school systems. Not all persons are meant to be college graduates, but can have a great future in an area they love with the opportunity to get hands on training. I know that DUI's are being attacked and that there is more than one victim in any crime. There are many victims.
- General housing for new families that are not on welfare but just trying to make it.
- I live in Harrison County and serve families that have special needs birth - 2 years in Spencer County.
- Faith in God and Christian morals
- Aging in Place
- Housing and employment for children/young adults with mental and physical needs
- Community and businesses support youth and schools with mentoring and money.
- economic development
- Hispanic population
- Despite appearances SSHS is not preparing non-college bound students for the work force. There are no credible Tech course and minimal shop type courses such as welding, mechanic, electrical and/or any manufacturing classes without bussing them to Evansville.
Fiscal responsible??????
- jobs, jobs, jobs stop automation, give the people something to work for, make Spencer County compliant for Spencer County jobs,. quit hiring out of county and state for jobs that can be done by Spencer County residents and pay top dollar for these jobs!!!!!!!!!!!!
- Environmental Concerns
- Emergency Services
- Help for the homeless, feeding those in need, helping break the cycle of poverty.
- Parental accountability and responsibility, welfare recipient responsibility and accountability, People are getting away with too much and Spencer County is allowing it.

Director: Laura Harmon

PNA Intern: Maggie Lueken

Priority Needs Assessment Committee

Ann Moore	Independent Partner
Jamie Cartwright	Outreach Coordinator, MD Wise
Karen Schulte	Owensboro Medical Health System
Kim Litkenhus	Town of Chrisney
Larry Van Camp	Pastor, Trinity United Methodist Church
Mary James	Southern Indiana Resource Solutions
Michael Strahl	Saint Meinrad Area Revitalization Team
Mike Robinson	South Spencer School Corporation
Rita Howell	Memorial Hospital and Healthcare Center
Sharon Schaefer	Leadership Spencer County
Todd Wilkerson	Instructor, Heritage Hills High School
Vicki Winkler	Independent Partner
Warren Kirk	Pastor, Grandview United Methodist Church

Spencer County Community Foundation

Lincoln Commerce Center
2792 North US Highway 231

P.O. Box 3

Rockport, IN 47635

www.spencercommunityfoundation.org

(812)649-5724